


The Open University in Scotland


Facts and figures

2022-23


Our Learners




**19,500+ OU students
across Scotland**




**326 schools have
participated in
Young Applicants
in Schools Scheme
since 2007**




**73% of our students
are in full-time or
part-time work**



**27,000+
modules studied**

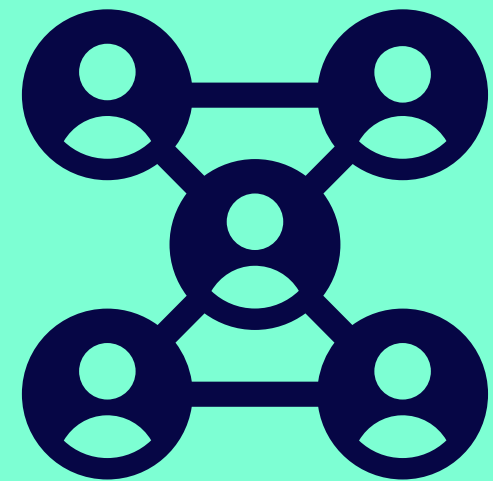


**28 years old is the
average age of new
undergraduates**



**165,200+ visitors
from Scotland to
OpenLearn**

Making an impact



We have students in all 73 Scottish Parliament constituencies, work with schools in all 32 local authority areas and partner with 16 regional colleges



The total impact from expenditure and employment in Scotland is £55m supporting 570 FTE jobs



Students in Scotland whose highest prior qualification is National 5s could earn an extra £200,000 on average in real terms over their career if they study an OU part-time degree



The OU in Scotland boosted the economy by £217.4m in 2018-19



Formal teaching and learning activities in Scotland generated £160.4m to the economy



85% of OU graduates remain in the location where they studied – so their talent and skills benefit local communities

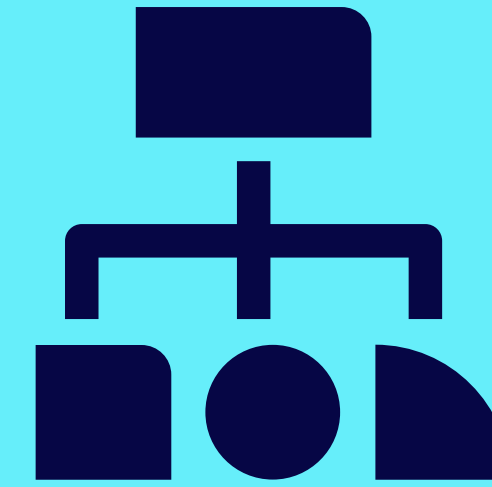
Widening access



22% of OU students live in remote or rural areas



69% of our students receive a Part-Time Fee Grant



745 students have transferred credit from their HNC or HND to OU studies



23% of new undergraduates join without standard university entrance qualifications



28% of OU students in Scotland share a disability



515 Access modules studied in Scotland


Upskilling the nation



800+ applications for funded microcredentials in business and management, leadership, mental health, computing and IT, and sustainability +500+ fully-funded places awarded




Working with over 250 employers across Scotland



950 students are sponsored by their employers to study with us



84,700+ OU qualifications have been awarded to students in Scotland since 1971



40% of our students study Science, Technology, Engineering & Maths subjects



85% of alumni say OU studies improved their job skills

Contributing to Scotland's wellbeing



**226,500+ people
have studied with
The Open University
in Scotland**




**Our students
range from school
age to 92 years old**



**86% of alumni say
OU study improved
their personal
wellbeing**



**94% of alumni say
OU studies improved
their personal
development**



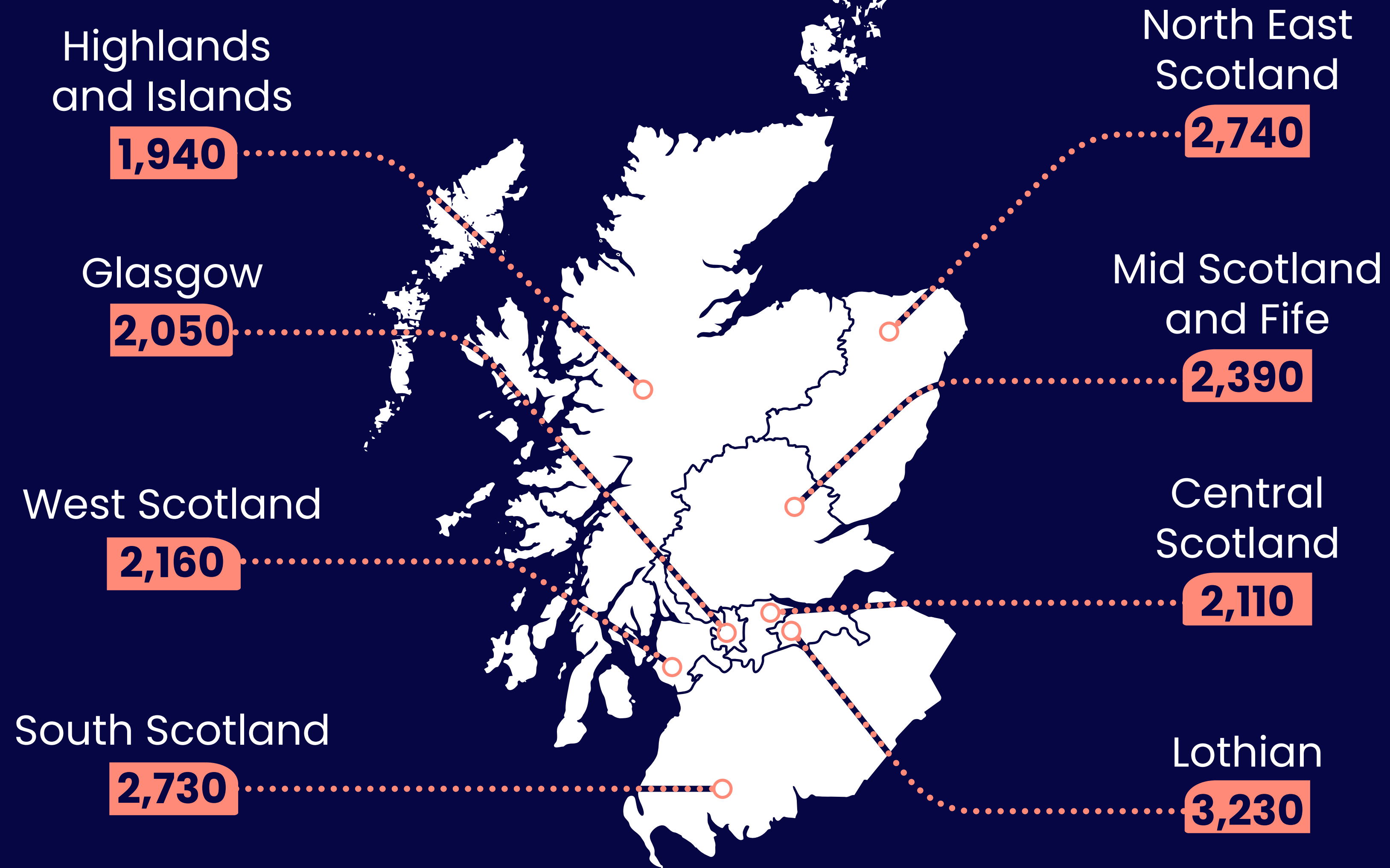
**2nd in Scotland
for student
satisfaction***



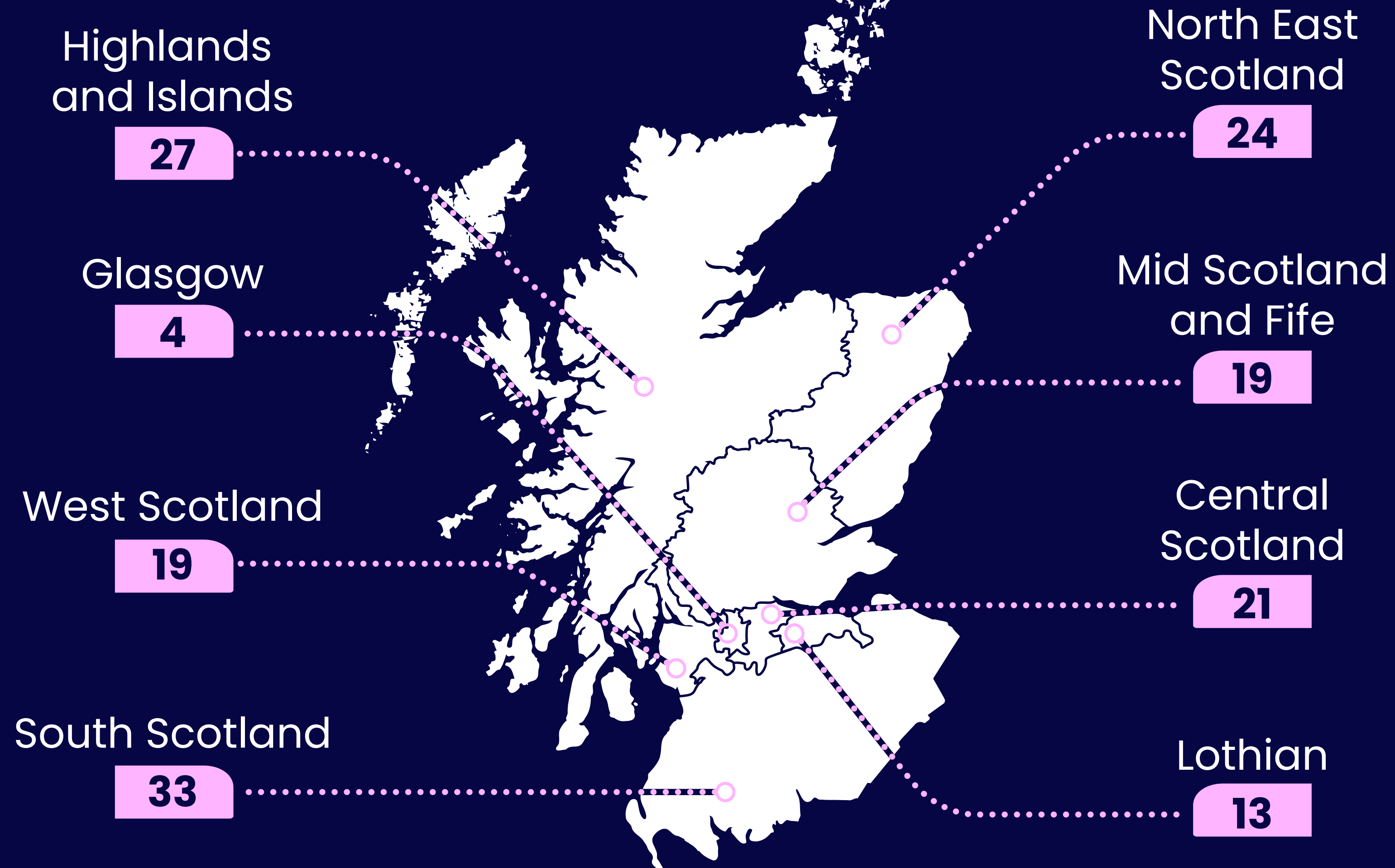
**350 OU students in
Scotland are care
experienced**

*based on data provided by the OU, using the same question and selection criteria as the National Student Survey 2023

OU students by Scottish Parliament region
2022-23



Number of schools participating in YASS by
Scottish Parliament region
2022-23



Visit www.open.ac.uk/Scotland
Email Scotland@open.ac.uk
Twitter [@OUScotland](https://twitter.com/OUScotland)
Facebook [OpenUniversityinScotland](https://www.facebook.com/OpenUniversityinScotland)
LinkedIn [The Open University in Scotland](https://www.linkedin.com/company/the-open-university-in-scotland)

Data: Unless otherwise stated, figures are for 2022-23. Our Learners full/part-time work percentage, Widening access percentages, and Upskilling STEM percentage are Full Time Equivalent statistics. Local authority areas and regional college partners refer to 2023-24. Impact and alumni data is from the Economic and Social Impact of The Open University in 2018-19, London Economics, November 2020. Student satisfaction data is from 2023. Cumulative number of people that have studied with the OU includes 2023-24 (October 2023).

The Open University is incorporated by Royal Charter (RC 000391), an exempt charity in England and Wales and a registered charity in Scotland (SC 038302). The Open University is authorised and regulated by the Financial Conduct Authority.

